



U.S. Antidumping and Countervailing Duties

Information and Resources for U.S. Trade Remedy Laws and Ongoing Proceedings

Final Affirmative Determinations in the Antidumping and Countervailing Duty (AD/CVD) Investigations of Aluminum



On September 27, 2024, Commerce announced affirmative final determinations in the AD investigations of aluminum extrusions from the People’s Republic of China (China), Colombia, Ecuador, India, Indonesia, Italy, Malaysia, Mexico, the Republic of Korea (Korea), Taiwan, Thailand, the Republic of Türkiye (Türkiye), the United Arab Emirates (UAE), and the Socialist Republic of Vietnam (Vietnam), and CVD investigations of aluminum extrusions from China, Indonesia, Mexico, and Türkiye.

Final Dumping Rates

China

Exporter	Producer (S)	Dumping Rate	Cash Deposit Rate (Adjusted for Subsidy Offsets)
Hydro Aluminium (Suzhou) Co., Ltd	Sanhua (Hangzhou) Micro Channel Heat Exchanger Co., Ltd. ¹	4.25%	0.00%
Jiangsu Gongchang Precision Aluminum Co., Ltd	Sanhua Collapsed Entity	4.25%	0.00%



Exporter	(S)	Rate	(Adjusted for Subsidy Offsets)
Gerald New Energy (Jiangsu) Co., Ltd	Sanhua Collapsed Entity	4.25%	0.00%
Shandong Hongyuan Metal Materials Co., Ltd	Sanhua Collapsed Entity	4.25%	0.00%
Yangzhou Resler Composite Metal Materials Co., Ltd	Sanhua Collapsed Entity	4.25%	0.00%
Shandong Wanchuang Metal Technology Co., Ltd	Sanhua Collapsed Entity	4.25%	0.00%
Wuxi Fengyun Aluminum Industry Co., Ltd.	ACP (Changzhou) Heat Exchanger Co., Ltd.	4.25%	0.00%
Changzhou Xiangyun Aluminum Industry Co., Ltd.	ACP (Changzhou) Heat Exchanger Co., Ltd.	4.25%	0.00%



Exporter	(S)	Rate	(Adjusted for Subsidy Offsets)
Changshu Changsheng Aluminium Products Co., Ltd.	Changshu Changsheng Aluminium Products Co., Ltd.	4.25%	0.00%
Changzhou Tenglong Auto Parts Co., Ltd.	Changzhou Tenglong Auto Parts Co., Ltd.	4.25%	0.00%
Chongqing Chaoli Electric Appliance Co., Ltd.	Chongqing Chaoli Electric Appliance Co., Ltd.	4.25%	0.00%
Danfoss (Jiaxing) Co., Ltd.	Danfoss Micro Channel Heat Exchanger (Jiaxing) Co., Ltd.	4.25%	0.00%
Liaocheng Wanhe Commercial and Trading Ltd.	Danfoss Micro Channel Heat	4.25%	0.00%



Exporter	(S)	Rate	(Adjusted for Subsidy Offsets)
	Exchanger (Jiaxing) Co., Ltd.		
Shandong Wanchuang Metal Technology Co, Ltd.	Danfoss Micro Channel Heat Exchanger (Jiaxing) Co., Ltd.	4.25%	0.00%
Hydro Precision Tubing (Suzhou) Co., Ltd.	Danfoss Micro Channel Heat Exchanger (Jiaxing) Co., Ltd.	4.25%	0.00%
Foshan City Shunde District Rongcheng Stainless Steel Sanitary Wares Industrial Co., Ltd	Foshan City Shunde District Rongcheng Stainless Steel Sanitary Wares Industrial Co., Ltd.	4.25%	0.00%



Exporter	(S)	Rate	(Adjusted for Subsidy Offsets)
Guangdong Wireking Housewares & Hardware Co., Ltd.	Guangdong Wireking Housewares & Hardware Co., Ltd.	4.25%	0.00%
Guangdong XinWei Aluminum Products Co., Ltd.	Guangdong XinWei Aluminum Products Co., Ltd.	4.25%	0.00%
Guangdong Yongfeng Lihua Shading Technology Co., Ltd.	Guangdong Yongfeng Lihua Shading Technology Co., Ltd.	4.25%	0.00%
Guangdong Haomei New Materials Co. Ltd.	Hao Mei Aluminium Products Company Limited	4.25%	0.00%
Jiangsu SV Precision Components Co., Ltd.	Jiangsu SV Precision Components	4.25%	0.00%



Exporter	(S)	Rate	(Adjusted for Subsidy Offsets)
	Co., Ltd.		
Guangxi Tianheng Auto Component Manufacturing Co., Ltd.	Kromet International Inc.	4.25%	0.00%
Wuxi Huaguang Automotive Technology Co., Ltd.	Mercury Marine Technology (Suzhou) Co., Ltd.	4.25%	0.00%
Ningbo Jiada Specialty Metals Ltd.	Mercury Marine Technology (Suzhou) Co., Ltd.	4.25%	0.00%
Wuxi Jiangyuan Aluminum Co., Ltd.	Modine Thermal System (Changzhou) Co., Ltd.	4.25%	0.00%
Jiangsu Asia Pacific Aviation Technology	Modine Thermal System (Changzhou) Co., Ltd.	4.25%	0.00%



Exporter	(S)	Rate	(Adjusted for Subsidy Offsets)
Ningbo Innopower Tengda Machinery Co., Ltd.	Ningbo Innopower Tengda Machinery Co., Ltd.	4.25%	0.00%
JiangSu Daiweimu New Kinetic Technology Co., Ltd	Scheco Mechanical and Electrical Co., Ltd.	4.25%	0.00%
Jiangsu Lide Aluminum Industry Co., Ltd.	Scheco Mechanical and Electrical Co., Ltd.	4.25%	0.00%
Wuxi Huaguang Automotive Technology Co., Ltd.	Wuxi Huaguang Automotive Technology Co., Ltd.	4.25%	0.00%
Zhejiang Guoyao Aluminum Co., Ltd.	Zhejiang Guoyao Aluminum Co., Ltd.	4.25%	0.00%



Exporter	(S)	Rate	(Adjusted for Subsidy Offsets)
Zhejiang Xinlong Industry Co., Ltd.	Zhejiang Xinlong Industry Co., Ltd.	4.25%	0.00%
China-Wide Entity		376.85%*	365.13%

¹ Commerce determined that the mandatory respondent Sanhua (Hangzhou) Micro Channel Heat Exchanger Co., Ltd. is affiliated with the following companies and has treated these companies as a single entity: Sanhua Intelligent Controls Co., Ltd.; Zhejiang Sanhua Automotive Components Co., Ltd.; Shaoxing Sanhua New Energy Automotive Components Co., Ltd.; Shaoxing Sanhua Automotive Thermal Management Technology Co., Ltd.; Sanhua Heat Exchanger (Zhengzhou) Co., Ltd.; and Sanhua International Singapore Pte. Ltd. (collectively, “Sanhua Collapsed Entity”).

* This rate is based on an adverse inference.

Colombia

Exporter/Producer	Dumping Rate
Aluminio Nacional S.A. ²	39.54%
Tecnoglass S.A.S.; C.I. Energia Solar S.A.S. E.S. Windows; and C.I. E.S.	7.11%



All-Others	11.62%
------------	--------

² Aluminio Nacional S.A. is currently operating under the legal name Aluminio Nacional S.A. en reorganizacion.

³We have determined to collapse Tecnoglass, S.A.S., C.I. Energía Solar S.A.S. E.S. Windows, and C.I. E.S. Metals S.A.S. and treating them as a single entity.

Ecuador

Exporter/Producer	Dumping Rate
CEDAL Durán S.A. / Corporación Ecuatoriana de Aluminio S.A. CEDAL	51.20%
FISA Fundiciones Industriales S.A.	12.50%
All-Others	18.50%

India

Exporter/Producer	Dumping Rate
Global Aluminium Private Limited	39.05%*
Maan Aluminium Limited	0.00%
Aluka Extrusions Industries	39.05%*

 Official Website of the International Trade Administration [Here's how you know](#)



Bhoruka Aluminium, Ltd.	39.05%*
Century Extrusions, Ltd.	39.05%*
Jindal Aluminium, Ltd.	39.05%*
KMC Aluminium Pvt., Ltd.	39.05%*
Mittal Extrusions	39.05%*
Sudal Industries, Ltd.	39.05%*
Superfine Group of Industries	39.05%*
All-Others	19.53%

* This rate is based on an adverse inference.

Indonesia

Exporter/Producer	Dumping Rate	Cash Deposit Rate (Adjusted for Subsidy Offsets)
PT Alfo Citra Abadi	7.63%	7.62%
PT Indal Reiwa Auto and PT Indal Aluminium Industry	14.65%	14.65%
Alupro Asia Tech	112.21%*	107.10%*
All-Others	9.51%	9.50%

* This rate is based on an adverse inference.



	Rate
Eural Gnutti S.p.A.	0.00%
Metra S.p.A. ⁴	13.19%
Alex S.p.A	41.67%*
Bodega G & C S.p.A.	41.67%*
Estral S.p.A.	41.67%*
Pasturi S.r.l.	41.67%*
PFA S.r.l.	41.67%*
All Others	13.19%

⁴Commerce determines that Metra S.p.A, Metra Ragusa S.p.A. and IMET S.p.A. are a single entity.

* This rate is based on an adverse inference.

Malaysia

Exporter/Producer	Dumping Rate
Genesis Aluminium Industries Sdn. Bhd./Zenshin Industries Sdn. Bhd. ⁵	0.00%
P.A. Extrusion (M) Sdn. Bhd.	0.00%
EL Aluminium Billet (M) Sdn Bhd	27.51%*
Kosan Aluminum Extrusion SDN. BH	27.51%*



All Others	16.51%
------------	--------

⁵ Commerce determined that Genesis Aluminium Industries Sdn. Bhd. and Zenshin Industries Sdn. Bhd. should be collapsed and treated as a single entity.

* This rate is based on an adverse inference.

Mexico

Exporter/Producer	Dumping Rate	Cash Deposit Rate (Adjusted for Subsidy Offsets)
Aluminio de Baja California S.A. de C.V.	22.71%	22.04%
Aluminio Texcoco, S.A. de C.V. / NEO Aluminio, S.A. de C.V. / Extrusiones Metálicas, S.A. de C.V. / Extrusiones Metálicas Expo ⁶	7.42%	7.42%
Merit Stamping	82.03%*	81.36%
Tubos y Perfiles de Aluminio	82.03%*	81.36%
All-Others	15.07%	14.40%



Korea

Exporter/Producer	Dumping Rate
ALMAC Co., Ltd / ALMAC Korea Co., Ltd. / AR Aluminum Co., Ltd. ⁷	0.00%
Shin Yang Metal Industrial Co., Ltd	3.13%
Bowon Light Metal Co., Ltd	43.56%*
Changwon Precision Extrusions	43.56%*
Dong Young Industrial Co., Ltd	43.56%*
Han Yeong Aluminum Industrial Co., Ltd	43.56%*
Kyung Hee Aluminum Co., Ltd	43.56%*
Namsun Aluminium Co., Ltd	43.56%*
Nam Sung Aluminum Co., Ltd	43.56%*
Sung Hoon Aluminium Co., Ltd	43.56%*
All-Others	3.13%

⁷ Commerce determines that ALMAC Co., Ltd, ALMAC Korea, and AR Aluminum are affiliates and that the companies should be treated as a single entity.

* This rate is based on an adverse inference.

Taiwan



Xiashin International Co., Ltd.	minimis)
Yuan Sheng Aluminium Mfg. Corp.; Great Well Aluminium Industrial Ltd.; Ye Fong Aluminum Industrial Ltd.	67.86%*
Chiao Tai Aluminum Industry	67.86%*
Formosa Shinn Yoan Industrial Co., Ltd	67.86%*
Cheng Hsin Aluminum Corp.	67.86%*
All Others	34.30%

* This rate is based on an adverse inference.

Thailand

Exporter/Producer	Dumping Rate
Thai Metal	2.02%
United Aluminum	4.35%
All-Others	3.19%

Türkiye



		01/01/2017
Erdoganlar Aluminyum San. ve Tic. A.S.	10.11%	9.91%
Sistem Aluminyum Sanayi ve Ticaret A.S.	19.75%	19.75%
Alkor Aluminyum Enerji Insaat Sanayi ve Ticaret Anonim Sirketi	48.43%*	37.26%
Astas Aluminyum San ve Tic A.S.	48.43%*	37.26%
Ayde Aluminyum LTD. STI.	48.43%*	37.26%
Burak Aluminyum San	48.43%*	37.26%
P.M.S. Aluminyum Sanayi ve Ticaret A.S.	48.43%*	37.26%
Tuna Aluminium Ltd.	48.43%*	37.26%
Uluson Aluminum	48.43%*	37.26%
All-Others	12.95%	12.75%

* This rate is based on an adverse inference.




	Rate
OSE Industries LLC	12.65%
Gulf Extrusions LLC / Automotive Precision Technology (APT) – Sole Proprietorship LLC ⁸	7.14%
Al Buraq Trading & Enterprises, Co.	42.29%*
Al Hamad Industrial Co., LLC	42.29%*
Al Jaber Aluminium Extrusions, LLC	42.29%*
Aluminum Products Co.	42.29%*
Arabian Extrusions Factory	42.29%*
Emirates Extrusion Factory, LLC	42.29%*
Taweelah Aluminium Extrusion Co.	42.29%*
White Aluminum Extrusions, LLC	42.29%*
All-Others	10.48%

⁸ Commerce determines that Gulf Extrusions LLC and a non-selected respondent, Automotive Precision Technology LLC, are affiliated within the meaning of section 771(33)(F) of the Act and should be treated as a single entity pursuant to 19 CFR 351.401(f).


* This rate is based on an adverse inference.

Vietnam

 Official Website of the International Trade Administration [Here's how you know](#)



East Asia Aluminum Company Limited	Aluminum Company Limited	14.15%
Austdoor Group Joint Stock Company	Austdoor Group Joint Stock Company	14.15%
BKQ Manufacturing and Trading Company Limited	Fravi Vietnam Group Joint Stock Company	14.15%
Viet Nam Chuangxing Aluminium Co., Ltd	Vietnam Yongxing Aluminum Industry Co., Ltd	14.15%
Do Thanh Aluminium Joint Stock Company	Do Thanh Aluminium Joint Stock Company	14.15%
Ha Noi DST Joint Stock Company	Ha Noi DST Joint Stock Company	14.15%

 Official Website of the International Trade Administration [Here's how you know](#)



Company	Stock Company	14.15%
Fravi Viet Nam Group Joint Stock Company	Fravi Viet Nam Group Joint Stock Company	14.15%
Gold Well Co., Ltd.	Gold Well Co., Ltd.	14.15%
Hong Xin Co., Ltd.	Vietnam Yongxing Aluminium Industry Co., LTD	14.15%
Hyundai Aluminum Vina Shareholding Company	Hyundai Aluminum Vina Shareholding Company	14.15%
KIMSEN Industrial Corporation	KIMSEN Industrial Corporation	14.15%

 Official Website of the International Trade Administration [Here's how you know](#)




Mien Hua Precision Mechanical Co., Ltd.	Precision Mechanical Co., Ltd.	14.15%
Ngoc Diep Aluminium Joint Stock Company	Ngoc Diep Aluminium Joint Stock Company	14.15%
Nhon Troch Branch of Tung Kuang Industrial Joint Stock Company	Nhon Troch Branch of Tung Kuang Industrial Joint Stock Company	14.15%
Northstar Precision (Vietnam) Co., Ltd.	Northstar Precision (Vietnam) Co., Ltd.	14.15%
Sapa Ben Thanh Aluminium Profiles, Co., Ltd.	Sapa Ben Thanh Aluminium Profiles, Co., Ltd.	14.15%
Song Hong Aluminum Shalumi	Song Hong	14.15%

 Official Website of the International Trade Administration [Here's how you know](#)



	Group Joint Stock Company	
Shinyang Metal Korea Co., Ltd	Shinyang Metal Korea Co., Ltd	14.15%
Shinyang Metal Vietnam Co., Ltd	Shinyang Metal Vietnam Co., Ltd	14.15%
Tan A Aluminum Company Limited	Tan A Aluminum Company Limited	14.15%
Tin An Investment Production Trading Joint Stock Company	Austdoor Group Joint Stock Company	14.15%
Tin An Investment Production Trading Joint Stock Company	Viet Phap Aluminum Factory -Viet Phap Shal Aluminum Joint	14.15%

 Official Website of the International Trade Administration [Here's how you know](#)



Tin Kim Plastic Joint Stock Company	Austdoor Group Joint Stock Company	14.15%
Tin Kim Plastic Joint Stock Company	Viet Phap Aluminum Factory - Viet Phap Shal Aluminum Joint Stock Company	14.15%
Tung Kuang Industrial Joint Stock Company	Tung Kuang Industrial Joint Stock Company	14.15%
Tung Shin Industrial Co., Ltd.	Tung Shin Industrial Co., Ltd.	14.15%



Aluminum Company Limited	Aluminum Company Limited	14.15%
Vietnam Yongxing Aluminium Industry Co., Ltd	Vietnam Yongxing Aluminium Industry Co., Ltd	14.15%
Vietnam-Wide Entity		41.84*

* This rate is based on an adverse inference.

Final Subsidy Rates:

Country	Exporter/Producer	Subsidy Rate (Percent)
China	Qingdao Sea Nova Building	168.81*
	Qingyuan SinoGar Aluminum Co., Ltd	168.81*
	Sanhua (Hangzhou) Micro Channel Heat Exchanger Co., Ltd.; Zhejiang Sanhua Intelligent Controls Co., Ltd.; Zhejiang Sanhua Automotive Components Co., Ltd.; Shaoxing Sanhua New Energy Automotive Components	14.56



	Co., Ltd.; Shaoxing Sanhua Automotive Thermal Management Technology Co., Ltd.; and Sanhua Heat Exchanger (Zhengzhou) Co., Ltd. ⁹	
	Shenyang Yuanda Aluminum Industry Engineering Co., Ltd.	168.81*
	Shenzhen SinoGar Aluminum Co., Ltd.	168.81*
	Wenzhou Yongtai Electric Co., Ltd.	168.81*
	Wuxi Rapid Scaffolding (Engineering) Co., Ltd.	168.81*
	Yekalon Industry Inc	168.81*
	All Others	14.56

⁹As discussed in the Preliminary Decision Memorandum, Commerce has determined that the following companies are cross-owned with Sanhua, pursuant to 19 CFR 351.525(b)(6)(vi): Zhejiang Sanhua Intelligent Controls Co., Ltd.; Zhejiang Sanhua Automotive Components Co., Ltd.; Shaoxing Sanhua New Energy Automotive Components Co., Ltd.; Shaoxing Sanhua Automotive Thermal Management Technology Co., Ltd.; and Sanhua Heat Exchanger (Zhengzhou) Co., Ltd.

* This rate is based on an adverse inference.

 Official Website of the International Trade Administration [Here's how you know](#)



Indonesia	PT Alfo Citra Abadi	6.69
	PT Indal Aluminum Industry TBK	0.53 (<i>de minimis</i>)
	Alutech	33.79*
	All Others	6.69

* This rate is based on an adverse inference.

Country	Exporter/Producer	Subsidy Rate (Percent)
Mexico	Aluminio de Baja California S.A. de C.V **	1.69
	Aluminio Texococo S.A. de C.V.**	0.10 (<i>de minimis</i>)
	Merit Aluminum Corporation	77.84*
	Merit Stamping	77.84*
	Tubos y Perfiles de Alumino	77.84*
	All Others	1.69

* This rate is based on an adverse inference.

** Commerce continues to find in this final determination the following company to be cross-owned with Aluminio



Metálicas S.A. de C.V., NEO Aluminio, S.A. de C.V., and Fundi-met, S.A. de C.V.

Country	Exporter/Producer	Subsidy Rate (Percent)
Türkiye	Erdoganlar Aluminyum San. ve Tic. A.S.	1.44
	Sistem Aluminyum Sanayi ve Ticaret A.S.	0.83 (<i>de minimis</i>)
	Alkor Aluminyum Enerji Insaat Sanayi ve Ticaret Anonim Sirketi	147.53*
	Ayde Aluminyum LTD. STI.	147.53*
	P.M.S. Aluminyum Sanayi ve Ticaret A.S.	147.53*
	Tuna Aluminium Ltd.	147.53*
	Uluson Aluminum	147.53*
	All Others	1.44

* This rate is based on an adverse inference.

Case Calendar



Petitions Filed	October 4, 2023	4, 2023
Commerce Initiation Date	October 24, 2023	October 24, 2023
ITC Preliminary Determinations	November 20, 2023	November 20, 2023
Commerce Preliminary Determinations	May 1, 2024	March 4, 2024
Commerce Final Determinations	September 26, 2024	September 26, 2024
ITC Final Determination*	November 12, 2024	November 12, 2024
Issuance of Orders**	November 19, 2024	November 19, 2024

NOTE: Commerce’s preliminary and final determination deadlines are governed by statute. For AD investigations, the deadlines are set forth in sections 733(b) and 735(a) of the Tariff Act of 1930, as amended.

* This will take place only in the event of a final affirmative determination from Commerce.

** This will take place only in the event of final affirmative determinations from Commerce and the International Trade Commission (ITC).

Import Statistics



Value (USD)	\$288,055,279	\$313,638,683	\$348,489,179
Colombia	2020	2021	2022
Volume (KG)	34,282,707	46,481,552	60,178,752
Value (USD)	\$254,102,548	\$349,300,887	\$312,169,291
Ecuador	2020	2021	2022
Volume (KG)	11,856,511	14,287,930	17,495,963
Value (USD)	\$36,739,101	\$53,126,141	\$82,370,676
India	2020	2021	2022
Volume (KG)	5,598,315	9,132,605	16,124,838
Value (USD)	\$19,964,234	\$45,223,074	\$108,082,815
Indonesia	2020	2021	2022
Volume (KG)	21,974,319	36,172,463	33,042,597
Value (USD)	\$66,992,667	\$116,803,756	\$142,624,890
Italy	2020	2021	2022
Volume (KG)	12,827,091	12,760,101	13,960,676
Value (USD)	\$99,883,378	\$95,613,642	\$111,884,954
Malaysia	2020	2021	2022
Volume (KG)	12,784,028	12,962,469	16,040,382
Value (USD)	\$50,143,577	\$56,903,255	\$88,414,430

 Official Website of the International Trade Administration [Here's how you know](#)



Value (USD)	\$276,623,808	\$445,213,956	\$653,881,771
Korea	2020	2021	2022
Volume (KG)	6,544,540	9,339,893	9,839,257
Value (USD)	\$36,499,711	\$51,803,351	\$68,048,216
Taiwan	2020	2021	2022
Volume (KG)	6,418,150	8,944,018	8,654,823
Value (USD)	\$37,756,672	\$53,420,391	\$65,409,883
Thailand	2020	2021	2022
Volume (KG)	9,651,754	10,577,911	11,371,772
Value (USD)	\$39,409,362	\$43,237,092	\$54,572,853
Türkiye	2020	2021	2022
Volume (KG)	16,148,754	27,704,994	35,858,757
Value (USD)	\$64,023,101	\$117,864,793	\$201,291,902
UAE	2020	2021	2022
Volume (KG)	2,521,124	1,662,249	4,548,359
Value (USD)	\$10,081,589	\$5,395,709	\$22,243,110
Vietnam	2020	2021	2022
Volume (KG)	40,017,081	58,019,134	75,984,246
Value (USD)	\$118,446,155	\$200,151,228	\$355,207,505



7604.21.0090; 7604.29.1000; 7604.29.1010; 7604.29.1090;
7604.29.3060; 7604.29.3090; 7604.29.5050;
7604.29.5090; 7608.10.0030; 7608.10.0090;
7608.20.0030; 7608.20.0090; 7610.10.0010; 7610.10.0020;
7610.10.0030; 7610.90.0040; and 7610.90.0080.

Other Case Information

- The petitioners are the U.S. Aluminum Extrusions Coalition (the Coalition) and the United Steel, Paper and Forestry, Rubber, Manufacturing, Energy, Allied Industrial and Service Workers International Union (Pittsburgh, PA). The Coalition consists of 14 U.S. aluminum extruders: Alexandria Extrusion Company (Alexandria, MN); APEL Extrusions Inc. (Coburg, OR); Bonnell Aluminum (Newnan, GA); Brazeway (Adrian, MI); Custom Aluminum Products (South Elgin, IL); Extrudex Aluminum (North Jackson, OH); International Extrusions (Garden City, MI); Jordan Aluminum Company (Memphis, TN); M-D Building Products (Oklahoma City, OK); Merit Aluminum (Corona, CA); MI Metals (Oldsmar, FL); Pennex Aluminum (Wellsville, PA); Tower Extrusions (Olney, TX); Western Extrusions (Carrollton, TX).
- For general information and next steps, please refer to [a list of FAQs in the final determination](#).
- To date, Commerce maintains 716 AD and countervailing duty (CVD) orders that provide relief to American companies and industries impacted by unfair trade.
- For more information on subsidy programs, please refer to the [subsidies enforcement library](#).



System (ACCESS). Once you [log in](#), please refer to the following case numbers:

Country	AD/CVD Case Number
China	A-570-158/C-570-159
Colombia	A-301-806
Dominican Republic	A-247-004
Ecuador	A-331-804
India	A-533-920
Indonesia	A-560-840/C-560-841
Italy	A-475-846
Malaysia	A-557-826

 Official Website of the International Trade Administration [Here's how you know](#)



Mexico	A-201-860
Korea	A-580-918/C-201-861
Taiwan	A-583-874
Thailand	A-549-847
Türkiye	A-489-850/C-489-851
UAE	A-520-810
Vietnam	A-552-837

For U.S. Businesses

[Research Center](#)


[Regulations & Agreements](#)

[Resolve a Trade Problem](#)

[Attend an Event](#)

[News & Highlights](#)

[Let Our Experts Help](#)

 Official Website of the International Trade Administration [Here's how you know](#)



About Us

[Contact Us](#)

[Careers](#)

[Data & API](#)

[Site Map](#)

International Trade Administration U.S. Department of Commerce

1401 Constitution Ave NW
Washington, DC 20230

Connect With ITA

 Official Website of the International Trade Administration [Here's how you know](#)



promoting trade and investment, strengthening the competitiveness of U.S. industry, and ensuring fair trade and compliance with trade laws and agreements. External links to other Internet sites should not be construed as an endorsement of the views or privacy policies contained therein. This site contains PDF documents. A **PDF reader** is available from Adobe Systems Incorporated.

[USA.gov](#) | [FOIA](#) | [Privacy Program](#) | [EEO Policy](#) | [Disclaimer](#) |
[Information Quality Guidelines](#) | [Accessibility](#)